MOVIVA® – The innovative, minimally invasive endoscopic solution for gastric mucosal ablation (GMA) in the fundus. It reduces the patient's hunger feelings and, when combined with ESG, GMA can yield weight loss results comparable to traditional bariatric surgery.

© Erbe Elektromedizin GmbH 2026 2026-05 D343408 non-US only Disclaimer

The innovative addition to your treatment portfolio

GMA with MOVIVA® is a new, innovative procedure that focuses on the hormonal mechanism. As a minimally invasive addition to the treatment portfolio, MOVIVA® also provides a viable alternative for patients who fear the side effects and risks of bariatric surgical interventions.

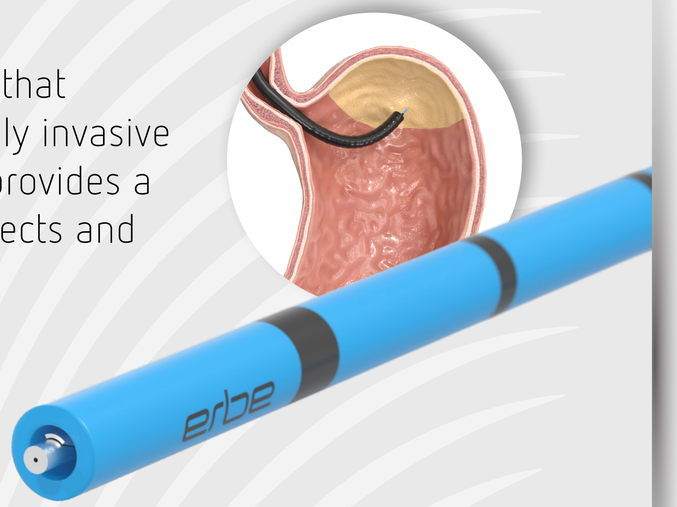

Technical data

Connection (Type)	APC 3 Plug; Fluid Plug
Probe shaft diameter	2.4 mm
Probe shaft length	1900 mm
Dimensions (Electrode)	Protruding length 0.75 mm; Diameter 0.7 mm
Dimensions (Nozzle)	120 µm
Max. electrical load capacity	5000 Vp
Single-use / re-usable product	Single-use



Targeting hunger at its source

MOVIVA® helps patients stick to their weight loss plan by reducing ghrelin*-producing cells through ablation of the fundus mucosa, which in turn reduces their feeling of hunger. At the same time, the ablation leads to a shrinking of the fundus. This contributes to a significant reduction in appetite, making it easier to consume fewer calories.

*so-called hunger hormone

Enhance outcomes with ESG

GMA can be performed as a stand-alone treatment or combined with Endoscopic Sleeve Gastroplasty (ESG). Combining fundal GMA with ESG increases efficiency close to VSG (vertical sleeve gastrectomy) with less invasiveness.

GMA alone:

7.7 % TBWL after 6 months in early studies.*Maselli et al., 2024

7.7 % TBWL

≤ 24 % TBWL

GMA + ESG:

up to 24 % TBWL after 12 months, approaching results of surgical sleeve gastrectomy but with far less invasiveness.*McGowan et al., 2025; Gadi et al., 2026

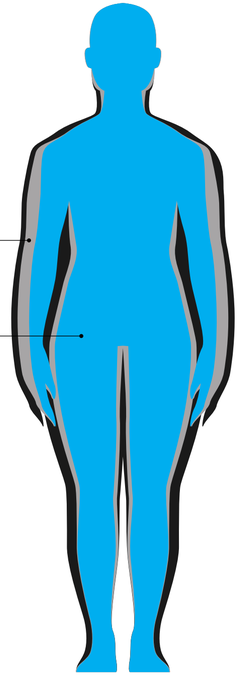

→ **GET SCIENTIFIC INFORMATION**

Total body weight loss (TBWL)

How does GMA with MOVIVA® work?

MOVIVA® is an advanced hybrid instrument designed for GMA.
It combines two key functions in one product:

Injection of fluid to form a submucosal cushion that protects deeper tissue layers from thermal injury. This is done by needle-free, high-pressure and tissue-selective hydrodissection.

Superficial thermal ablation of the mucosa using argon plasma coagulation (APC). MOVIVA® is equipped with the dedicated moveAPD® mode, delivering broad and consistent APC.

Step by step

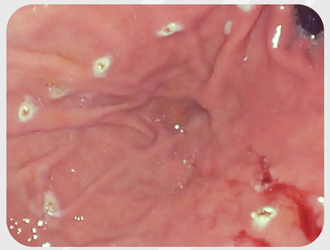

Marking

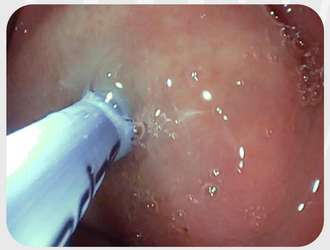

Elevation

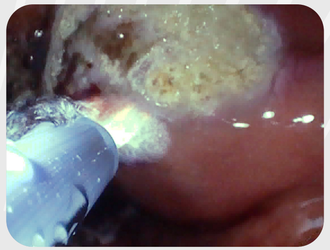

Ablation

Dedicated moveAPD® mode: Rapid and effective coagulation

The **moveAPD®** mode ensures a uniform tissue effect, largely independent of the distance between the device and the tissue. Using MOVIVA® with moveAPD® allows effective and rapid coagulation, even of large areas.

→ **VISIT OUR VIO® 3n FAMILY WEBSITE**

Enhanced injection capabilities

Another strength of MOVIVA® lies in its enhanced injection capabilities, particularly in tangential positions, which are often challenging in endoscopic settings.

→ **VISIT OUR MOVIVA® WEBSITE**

Start your clinical journey with MOVIVA® today

The MOVIVA® training program is designed to qualify you as a future application expert, enabling you to implement this new treatment method in clinical practice. We offer dedicated training courses. These are available in various countries and regions – find one near you.

→ **BOOK YOUR COURSE NOW**